

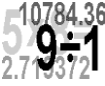






Kindergarten Curriculum Overview – Term 2 2025

Below is a summary of the content to be covered in each Key Learning Area in Term 2.

<div>Religious Education</div> <div></div>	<p>Throughout this term we will continue to nurture each student and their journey with God through the implementation of the Religious Education curriculum. We are learning to be active participants who engage our whole person through “head, heart and hands.”</p> <p>Throughout this term, students will be exposed to the following presentations:</p> <table><tr><td>The Mystery of Life and Death</td><td>Ascension</td></tr><tr><td>Spreading the Easter Light</td><td>Preparation of the Chalice</td></tr><tr><td>Baptism</td><td>Pentecost</td></tr><tr><td>Liturgical Furniture, Vessels and Linen</td><td>Offering</td></tr><tr><td>Our Lady Help of Christians</td><td>Trinity</td></tr><tr><td>Sacred Heart</td><td>Corpus Christi</td></tr><tr><td>Our Lady of Perpetual Help</td><td>Epiclesis and Consecration</td></tr></table>	The Mystery of Life and Death	Ascension	Spreading the Easter Light	Preparation of the Chalice	Baptism	Pentecost	Liturgical Furniture, Vessels and Linen	Offering	Our Lady Help of Christians	Trinity	Sacred Heart	Corpus Christi	Our Lady of Perpetual Help	Epiclesis and Consecration							
The Mystery of Life and Death	Ascension																					
Spreading the Easter Light	Preparation of the Chalice																					
Baptism	Pentecost																					
Liturgical Furniture, Vessels and Linen	Offering																					
Our Lady Help of Christians	Trinity																					
Sacred Heart	Corpus Christi																					
Our Lady of Perpetual Help	Epiclesis and Consecration																					
<div>English</div> <div></div>	<p>Throughout this term, Kindergarten will continue to develop their knowledge of sounds. Students will learn to write sounds and numbers using correct formation. They will be;</p> <ul style="list-style-type: none">- developing their oral language, phonemic knowledge, reading fluency, reading, spelling, comprehension, and writing.- developing a love of literacy, enriched reading and decoding for the purpose of reading whilst making meaningful connections using a variety of texts.- following the Heggerty’s program to foster and enhance phonetic awareness and reading skills.- learning to read and spell high frequency words.- using shared texts to develop reading fluency.- learning to write simple sentences.- recalling and retelling the sequence of events from stories. <p>Our daily literacy blocks will consist of handwriting, reading and guided reading.</p>																					
<div>Mathematics</div> <div></div>	<p>Throughout this term, students will explore the following big ideas:</p> <ul style="list-style-type: none">- Smaller numbers can be found hiding in bigger numbers (weeks 1-2)- Collections of objects can be changed by adding more (combining) or taking some away (separating) (weeks 3- 6)- What needs to be measured determines the unit of measurement (weeks 7-10)																					
<div>Science and Technology</div> <div></div>	<p>Students will be investigating the big question: How do the changes in seasons affect our lives?</p> <p>Through the inquiry process, students will develop their understanding of the seasonal changes that occur in our daily lives and how the seasons can impact on the things we do.</p> <p>Encompassed in the unit will be opportunities to investigate and develop the children’s understanding of how we react to changes in the world (day/night/seasons).</p>																					
<div>PDHPE</div> <div></div>	<p>PDH - Second Steps program All students will continue the Second Steps Program. This program teaches students skills in the following four areas: skills for learning, empathy, emotional management, and problem solving. This term each lesson will cover the following focus:</p> <table><tr><th>WK.</th><th>LESSON</th><th>OBJECTIVES – Students will be able to;</th></tr><tr><td colspan="3">Unit 2: Empathy</td></tr><tr><td>1</td><td>Accidents</td><td>> Identify what to say when they do something by accident. > Demonstrate saying, “I’m sorry. It was an accident. Are you okay?” in response to scenarios</td></tr><tr><td>2</td><td>Caring and helping</td><td>> Identify that listening is one way to show you care. > Identify that helping is another way to show you care. > Demonstrate caring and helping behaviours in response to scenarios</td></tr><tr><td colspan="3">Unit 3: Emotion Management</td></tr><tr><td>3</td><td>We Feel Feelings in Our Bodies</td><td>> Identify physical clues for feeling worried. > Identify a grown-up to talk to when they feel worried</td></tr><tr><td>4</td><td>Managing Frustration</td><td>> Identify “Stop” and “Name your feeling” as ways to begin to calm down. > Demonstrate saying “Stop” and naming feelings in response to scenarios</td></tr></table>	WK.	LESSON	OBJECTIVES – Students will be able to;	Unit 2: Empathy			1	Accidents	> Identify what to say when they do something by accident. > Demonstrate saying, “I’m sorry. It was an accident. Are you okay?” in response to scenarios	2	Caring and helping	> Identify that listening is one way to show you care. > Identify that helping is another way to show you care. > Demonstrate caring and helping behaviours in response to scenarios	Unit 3: Emotion Management			3	We Feel Feelings in Our Bodies	> Identify physical clues for feeling worried. > Identify a grown-up to talk to when they feel worried	4	Managing Frustration	> Identify “Stop” and “Name your feeling” as ways to begin to calm down. > Demonstrate saying “Stop” and naming feelings in response to scenarios
WK.	LESSON	OBJECTIVES – Students will be able to;																				
Unit 2: Empathy																						
1	Accidents	> Identify what to say when they do something by accident. > Demonstrate saying, “I’m sorry. It was an accident. Are you okay?” in response to scenarios																				
2	Caring and helping	> Identify that listening is one way to show you care. > Identify that helping is another way to show you care. > Demonstrate caring and helping behaviours in response to scenarios																				
Unit 3: Emotion Management																						
3	We Feel Feelings in Our Bodies	> Identify physical clues for feeling worried. > Identify a grown-up to talk to when they feel worried																				
4	Managing Frustration	> Identify “Stop” and “Name your feeling” as ways to begin to calm down. > Demonstrate saying “Stop” and naming feelings in response to scenarios																				

5	Calming Down Strong Feelings	> Demonstrate belly breathing. > Identify and demonstrate the Calming-Down Steps
6	Handling Waiting	> Identify the Calming-Down Steps > Apply the Calming-Down Steps while waiting in a game situation
7	Managing Anger	> Name physical signs of anger > Apply the Calming-Down Steps in a game situation
8	Managing Disappointment	> Identify the feeling of disappointment. > Demonstrate calming-down skills when they feel disappointed
9	Handling Being Knocked Down	> Demonstrate calming down in response to scenarios. > Demonstrate telling the other person they feel hurt and asking what happened. > Demonstrate apologising and saying it was an accident
Unit 4: Problem Solving		
10	Solving Problems	> Use words to describe problems presented in scenarios. > Generate multiple solutions to problems presented in scenarios
Sport In Term 2, Kindergarten will continue to develop their Fundamental Movement Skills (FMS), this includes skipping, hopping, jumping, running, and balancing. Each week students will focus on another FMS, which will involve developing the skills and practicing the set FMS through games.		
Creative Arts 'Changes in our lives' This term, Creative Arts will be linked with our Inquiry question, 'How do the changes in seasons affect our lives?'. Throughout this unit students will learn the techniques needed to create artworks depicting change and place. Students will be introduced to using different media such as crate paper, creating a mobile and painting.		

Commented [CG1]: @Chelsey Shaw
Can you please confirm if this is what kinder will be focusing on for term 2? :)

Specialist classes and Sport days

<u>Gold class</u>	<u>Monday:</u> Creative Arts	<u>Wednesday:</u> Library	<u>Monday and Wednesday:</u> Sport
<u>Blue Class</u>	<u>Monday:</u> Creative Arts	<u>Wednesday:</u> Library	<u>Monday and Wednesday:</u> Sport

Communication with teacher

Please use the student diary to communicate with your child's teacher. Diaries will be checked every day. Alternatively, please contact your child's teacher via email through the school office at scw@dbb.catholic.edu.au. Please understand that teachers may not be available to meet before and after school without a prior arranged meeting.

Homework

Students must read every night. We cannot stress the importance of this for you child. Take a read into the benefits of reading with your Kindy child every night. <https://www.nooksy.co/blog/benefits-of-reading>. Readers will be sent from school at the appropriate level for your child. **If your child does not bring their reading folder, they will not be able to swap their book. Books must be kept in reading folders at all times.**

SECOND STEP - Students will also be given weekly home-link tasks based around the Second Steps program; these home-link tasks will reinforce the social and emotional learning completed in class and need to be signed off by parents in the space provided.

At times there may be extra homework tasks sent home regarding other learning areas. This will be communicated to parents and carers via Compass.

PBL – Positive Behaviour for Learning This term's PBL rules align to our Second Step Social and Emotional Learning Program.

<u>Term 2</u>	<u>Value</u>	<u>Skill</u>
Weeks 1-2	Cooperative	Own our behavior
Weeks 3-4	Safe	Care for ourselves and the environment
Weeks 5 - 7	Respect	Use a Growth Mindset
Weeks 8 -10	Safety	Problem Solve

Important Dates

- June 6th – Sacred Heart Liturgy followed by the Colour Run at 11:30am.
- June 23rd – Kindergarten Parish Mass

We look forward to another wonderful term together.

Isabella Cilia and Claire Garth